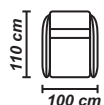
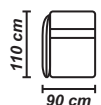


Caracteristici

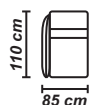
Structura de rezistență este realizată din multistrat și fag, iar confortul este asigurat de șezutul din poliuretan de densitate mare, așezat pe o împletitură de chingă elastică și spătarul din poliuretan de densitate medie. Picioarele sunt din lemn masiv de fag.



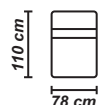
Fotoliu Fix



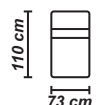
Fotoliu Mare
1B S/D Rec EI



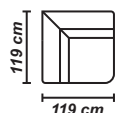
Fotoliu Mic
1B S/D Rec EI



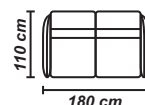
Fotoliu Mare
FB Fix



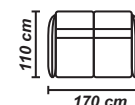
Fotoliu Mic
FB Fix



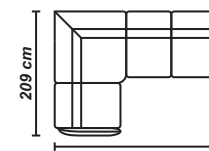
Angolo



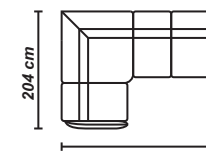
Canapea Mare
2L 2Rec EI



Canapea Mică
2L 2Rec EI



Colțar Mare S/D
2Rec EI



Colțar Mic S/D
2Rec EI

